

REF. 2258-2258N



Válvula de Alívio de Pressão

BSP M-H s / ISO228 / 1 conexão roscada a gás, disponível com rosca NPT (2258N). Construção: Aço Inox 1.4408 (CF8M). Selo de PTFE. Tara entre 0,5 barg e 25 barg. Pressão máxima de trabalho 25 bar. Temperatura de trabalho -20°C + 200°C.

Pressure relief valve

BSP threaded ends acc./ ISO 228/1 M-F, available with NPT threaded (2258N). Construction: Stainless steel 1.4408 (CF8M). PTFE sealing. Set pressure between 0,5 barg and 25 barg. Max. working pressure 25 bar. Working temperature -20°C +200°C.

F22580406ESGE	1/2" x 1"
F22580506ESGE	3/4" x 1"
F22580606ESGE	1" x 1"
F22580607ESGE	1" x 1 1/4"
F22580707ESGE	1 1/4" x 1 1/4"
F22580809ESGE	1 1/2" x 2"
F22580909ESGE	2" x 2"

F2258N0406ESGE	1/2" x 1"
F2258N0506ESGE	3/4" x 1"
F2258N0606ESGE	1" x 1"
F2258N0607ESGE	1" x 1 1/4"
F2258N0707ESGE	1 1/4" x 1 1/4"
F2258N0809ESGE	1 1/2" x 2"
F2258N0909ESGE	2" x 2"

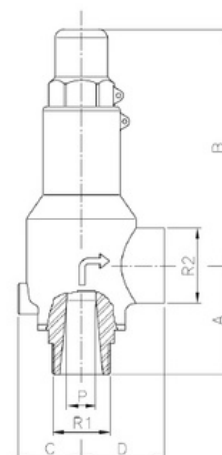
						DIMENSÕES				
REF.	REF.	R1	R2	P	PN	A	B	C	D	PESO (Kg)
2258 04 06 XX	2258N 04 06 XX	1/2"	1"	13	40	59	134	35	45	1,360
2258 05 06 XX	2258N 05 06 XX	3/4"	1"	14	40	59	134	35	45	1,360
2258 06 06 XX	2258N 06 06 XX	1"	1"	16	40	59	134	35	45	1,360
2258 06 07 XX	2258N 06 07 XX	1"	1 1/4"	16	40	62	131	35	45	1,490
2258 07 07 XX	2258N 07 07 XX	1 1/4"	1 1/4"	20	40	65	131	35	45	1,535
2258 08 09 XX	2258N 08 09 XX	1 1/2"	2"	28	40	81	191	46	65	3,710
2258 09 09 XX	2258N 09 09 XX	2"	2"	32	40	83	191	46	65	3,782

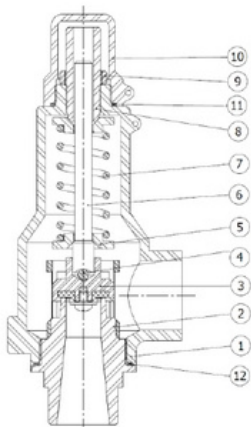
XX = Indicar o nível de pressão necessário

Opções:

XX = 11 → 0,5 ~ 6 bar

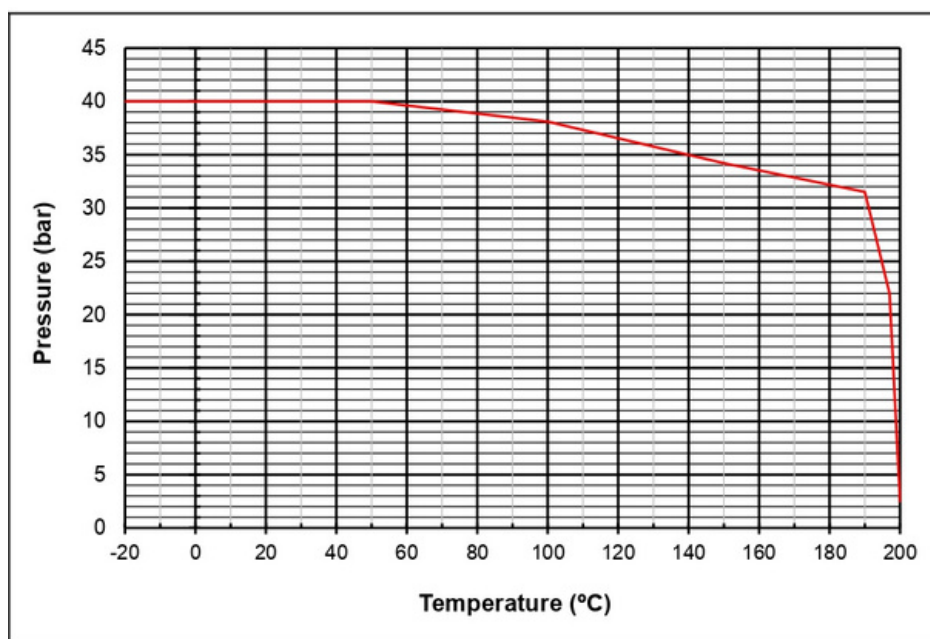
XX = 12 → 6,1 ~ 25 bar





Nº	Denominação	Material	Tratamento Superficial	Código Peças Suplentes
1	Corpo	Aço INOX	Jateamento	-----
2	Tampa	Aço INOX	Jateamento	-----
3	Disco	Aço INOX	-----	-----
4	Bola	Aço INOX	-----	-----
5	Guia	Aço INOX	-----	-----
6	Haste	Aço INOX	-----	-----
7	Mola	Aço INOX	-----	-----
8	Parafuso	Aço INOX	-----	-----
9	Porca	Aço INOX	-----	-----
10	Cobertura da Tampa	Aço INOX	Jateamento	-----
11	Junta	PTFE	-----	-----
12	Junta	PTFE	-----	-----

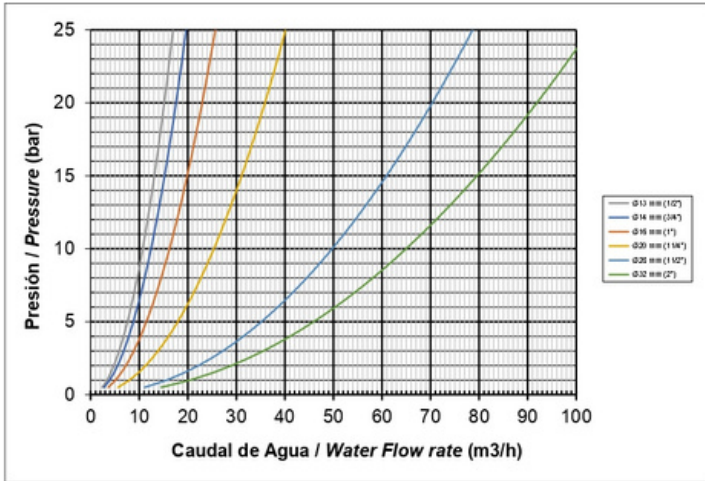
CURVA DE TEMPERATURA DE PRESSÃO



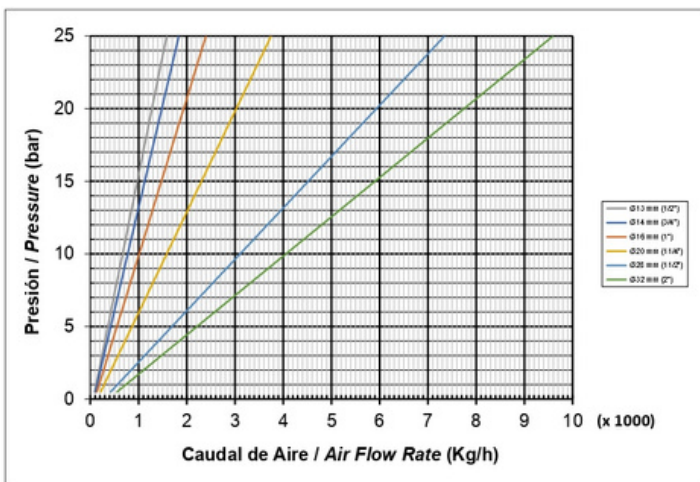
REF. 2258-2258N

DIAGRAMA DE PERDA DE PRESSÃO

• ÁGUA



• AR



• VAPOR SATURADO

