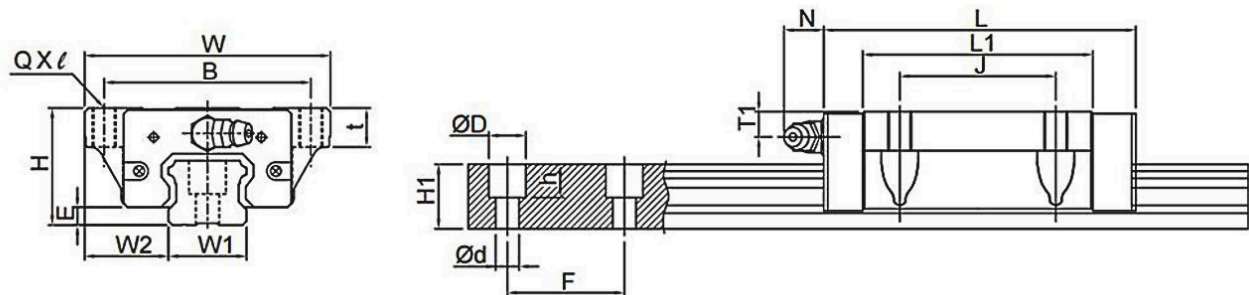
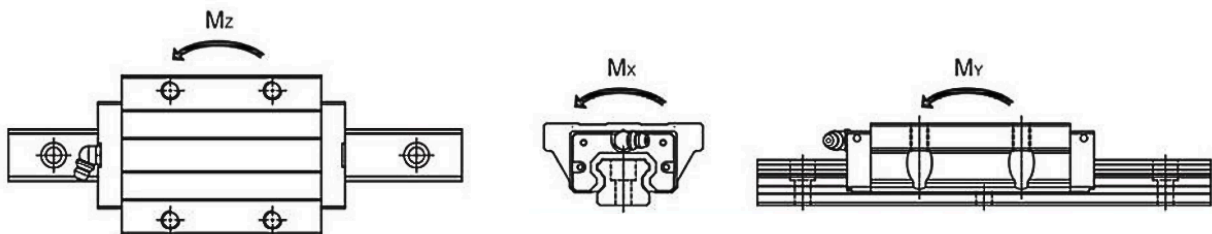


Especificações da série YGH...R



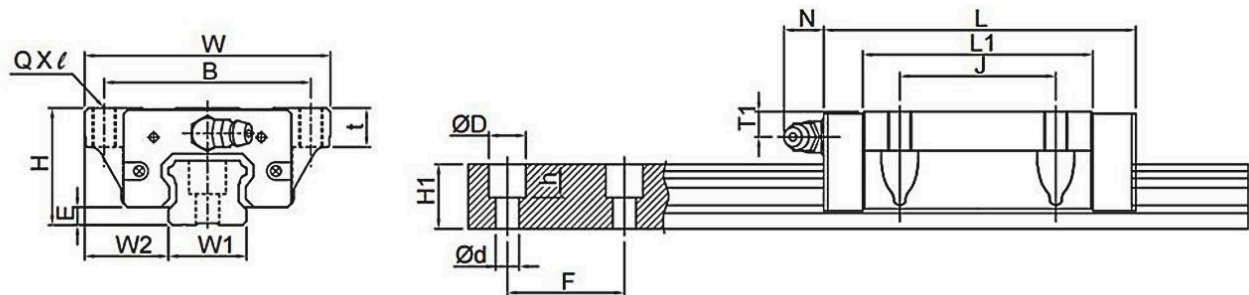
Nº do Modelo	Montagem (mm)			Dimensão do bloco (mm)								Trilho						
	H	W2	E	W	B	J	L	L1	QX	T1	Orifício p/ óleo	N	W1	H1	ØD	h	Ød	F
YGH15R	28	9.5	4.3	34	26	26	61.4	39.4	M4X5	7.95	M4X0.7	5.3	15	15	7.5	5.3	4.5	60
YGH20R	30	12	4.6	44	32	36	77.5	50.5	M5X6	6	M6X1	12	20	17.5	9.5	8.5	6	60
YGH25R	40	12.5	5.5	48	35	35	84	58	M6X8	10	M6X1	12	23	22	11	9	7	60
YGH30R	45	16	6	60	40	40	97.4	70	M8X10	9.5	M6X1	12	28	26	14	12	9	80
YGH35R	55	18	7.5	70	50	50	112.4	80	M8X12	16	M6X1	12	34	29	14	12	9	80
YGH45R	70	20.5	9.5	86	60	60	139.4	97	M10X17	18.5	PT1/8	12.9	45	38	20	17	14	105
YGH55R	80	23.5	13	100	75	75	166.7	117.7	M12X18	22	PT1/8	12.9	53	44	23	20	16	120
YGH65R	90	31.5	15	126	76	70	200.2	144.2	M16X20	15	PT1/8	12.9	63	53	26	22	18	150



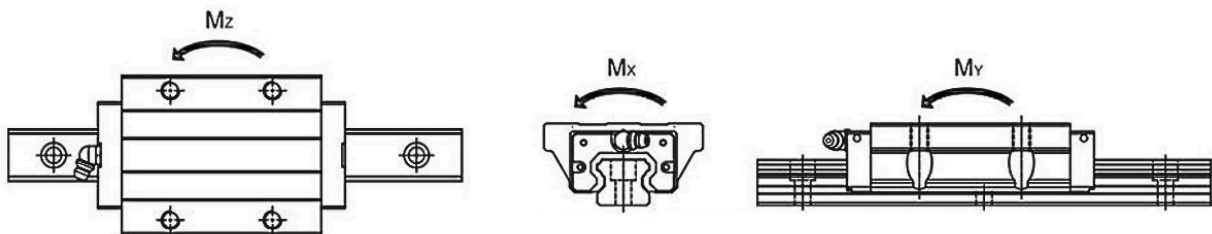
Nº Modelo	Capacidade Máxima (kgf)		Momento Estático Permissível					Peso	
	C	Co	Mx (kgf-mm)	My (kgf-mm)		Mz (kgf-mm)		Bloco (Kg)	Trilho (Kg/m)
			Bloco único	Bloco Único	Bloco Duplo	Bloco Único	Bloco Duplo		
YGH15R	1206	2206	16,436	14,884	70,960	14,884	70,960	0.17	1.45
YGH20R	2050	3696	37,334	33,268	157,298	33,268	157,298	0.40	2.21
YGH25R	2581	4503	52,239	43,407	207,324	43,407	207,324	0.59	3.21
YGH30R	3807	6483	90,722	74,970	355,321	74,970	355,321	1.09	4.47
YGH35R	5090	8346	142,722	106,070	519,799	106,070	519,799	1.56	63
YGH45R	7572	12808	292,657	220,751	1030,183	220,751	1030,183	2.79	10.41
YGH55R	14703	21613	571,342	411,729	2019,184	411,729	2019,184	4.52	15.08
YGH65R	22526	31486	973,074	695,840	3594,277	695,840	3594,277	9.17	21.08

GUIA E PATIN LINEAR

Especificações da série YGH...C



Nº Modelo	Montagem (mm)			Dimensão do bloco (mm)									Trilho						
	H	W2	E	W	B	J	t	L	L1	QX	T1	Orifício p/ óleo	N	W1	H1	ØD	h	Ød	F
YGH15C	24	16	4.3	47	38	30	8.9	61.4	39.4	M5X9	3.95	M4X0.7	5.3	12	15	7.5	5.3	4.5	60
YGH20C	30	21.5	4.6	63	53	40	10	77.5	50.5	M6X10	6	M6X1	12	20	17.5	9.5	8.5	6	60
YGH25C	36	23.5	5.5	70	57	45	14	84	58	M8X14	6	M6X1	12	23	22	11	9	7	60
YGH30C	42	31	6	90	72	52	16	97.4	70	M10X16	6.5	M6X1	12	28	26	14	12	9	80
YGH35C	48	33	7.5	100	82	62	18	112.4	80	M10X18	9	M6X1	12	34	29	14	12	9	80
YGH45C	60	37.5	9.5	120	100	80	22	139.5	97	M12X22	8.5	PT1/8	12.9	45	38	20	17	14	105
YGH55C	70	43.5	13	140	116	95	26.5	166.7	117.7	M14X27	12	PT1/8	12.9	53	44	23	20	16	120
YGH65C	90	53.5	15	170	142	110	37.5	200.2	144.2	M16X38	15	PT1/8	12.9	63	53	26	22	18	150



Nº Modelo	Capacidade Máxima (kgf)		Momento Estático Permissível					Peso	
	C	Co	Mx (kgf-mm)	My (kgf-mm)		Mz (kgf-mm)		Bloco (Kg)	Trilho (Kg/m)
			Bloco único	Bloco Único	Bloco Duplo	Bloco Único	Bloco Duplo		
YGH15C	1206	2206	16,436	14,884	70,960	14,884	70,960	0.17	1.45
YGH20C	2050	3696	37,334	33,268	157,298	33,268	157,298	0.40	2.21
YGH25C	2581	4503	52,239	43,407	207,324	43,407	207,324	0.59	3.21
YGH30C	3807	6483	90,722	74,970	355,321	74,970	355,321	1.09	4.47
YGH35C	5090	8346	142,722	106,070	519,799	106,070	519,799	1.56	63
YGH45C	7572	12808	292,657	220,751	1,030,183	220,751	1,030,183	2.79	10.41
YGH55C	14703	21613	571,342	411,729	2,019,184	411,729	2,019,184	4.52	15.08
YGH65C	22526	31486	973,074	695,840	3,594,277	695,840	3,594,277	9.17	21.08